



Modular Cooking Range Line thermaline 80 - 4 Zone Infrared Top, 2 Side

ITEM # _____

MODEL # _____

NAME # _____

SIS # _____

AIA # _____



588017 (MACDACHOAO) Infrared top, 4 zones, two-side operated

Short Form Specification

Item No.

Unit constructed according to DIN 18860_2 with 20 mm drop nose top. Internal frame for heavy duty sturdiness in 2 mm and 3 mm in 1.4301 (AISI 304). 2 mm top in 1.4301 (AISI 304). Flat surface construction, easily cleanable. THERMODUL connection system enables seamless worktop when units are connected and avoids soil penetrating. Glass ceramic cooking surface with 9 power levels and 4 independently controlled infrared heating zones. Overheat protection switches off the supply in case of overheating. Standby function saves energy and quickly recovers maximum power. Metal knobs with embedded hygienic silicon "soft" grip enable easier handling and cleaning. Residual hot warning system enables safe operations. IPX5 water resistance certification.

Configuration: Two-side operated top with backsplash. The base needs to be supplied by the factory. Please include appropriate base.

Main Features

- Overheat protection: a temperature sensor switches off the supply in case of overheating.
- Pans can easily be moved from one area to another without lifting.
- The smooth glass-ceramic surface can be quickly and easily cleaned, thus providing maximum hygiene.
- All major components may be easily accessed from the front.
- THERMODUL connection system creates a seamless work top when units are connected to each other thus avoiding soil penetrating vital components and facilitating the removal of units in case of replacement or service.
- Metal knobs with embedded hygienic "soft-touch" grip for easier handling and cleaning. The special design of the controls prevents infiltration of liquids or soil into vital components.
- 9 power levels.
- Residual hot warning system for safe operations.
- Glass ceramic cooking surface with 4 independently controlled infrared heating zones.
- Large visible digital display manufactured in tempered glass to resist heat and chemicals, showing temperatures or power settings. The display also shows on/off status of the appliance and on/off status of the heating elements.

Construction

- Control light for each zone.
- 2 mm top in 1.4301 (AISI 304).
- Flat surface construction with minimal hidden areas to easily clean all surfaces
- IPX5 water resistance certification.
- Internal frame for heavy duty sturdiness in 1.4301 (AISI 304).
- Unit constructed according to DIN 18860_2 with 20 mm drop nose top.
- Unit constructed according to DIN 18860_2 with 20 mm drop nose top and 70 mm recessed plinth.

Sustainability

- This model is compliant with Swiss Energy Efficiency Ordinance (730.02), only if including the pot detection device accessory.

APPROVAL: _____



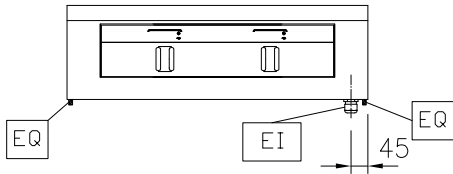
Experience the Excellence
www.electroluxprofessional.com



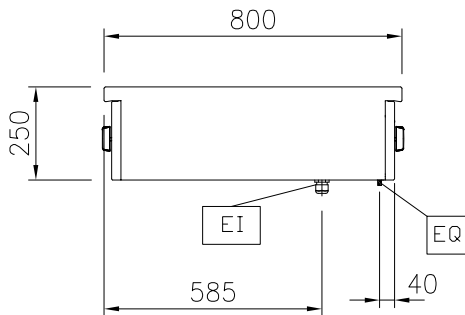
Optional Accessories

- | | | |
|---|------------|--------------------------|
| • Scraper for cook tops | PNC 910601 | <input type="checkbox"/> |
| • Connecting rail kit, 800mm | PNC 912500 | <input type="checkbox"/> |
| • Connecting rail kit, right | PNC 912971 | <input type="checkbox"/> |
| • Connecting rail kit, left | PNC 912972 | <input type="checkbox"/> |
| • Endrail kit, flush-fitting, left | PNC 913109 | <input type="checkbox"/> |
| • Endrail kit, flush-fitting, right | PNC 913110 | <input type="checkbox"/> |
| • Endrail kit (12mm) for thermaline 80 units, left | PNC 913200 | <input type="checkbox"/> |
| • Endrail kit (12mm) for thermaline 80 units, right | PNC 913201 | <input type="checkbox"/> |
| • INSERT.PROFILE,D800,TL-OTHER BRANDS | PNC 913230 | <input type="checkbox"/> |
| • - NOT TRANSLATED - | PNC 913294 | <input type="checkbox"/> |
| • - NOT TRANSLATED - | PNC 913665 | <input type="checkbox"/> |
| • - NOT TRANSLATED - | PNC 913677 | <input type="checkbox"/> |

Front

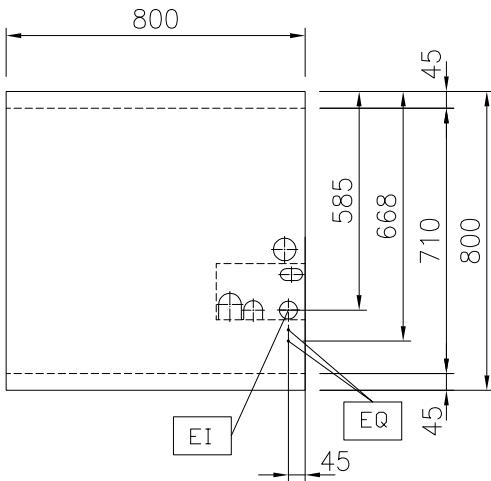


Side



EI = Electrical inlet (power)
 EQ = Equipotential screw

Top



Electric

Supply voltage: 400 V/3N ph/50/60 Hz
 Electrical power max.: 16 kW

Key Information:

External dimensions, Width: 800 mm
 External dimensions, Depth: 800 mm
 External dimensions, Height: 250 mm
 Net weight: 38 kg
 Configuration: Two-Side Operated;Top
 Front Plates Power: 4 - 4 kW
 Back Plates Power: 4 - 4 kW
 Front Plates dimensions: 320x330 320x330
 Back Plates dimensions: 320x330 320x330

Sustainability

Current consumption: 26.5 Amps